

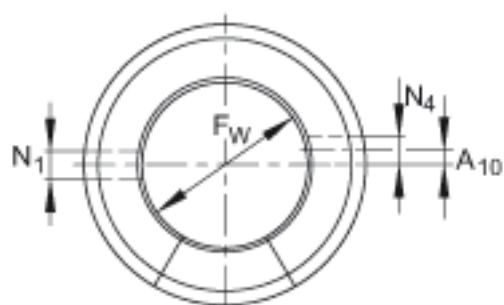
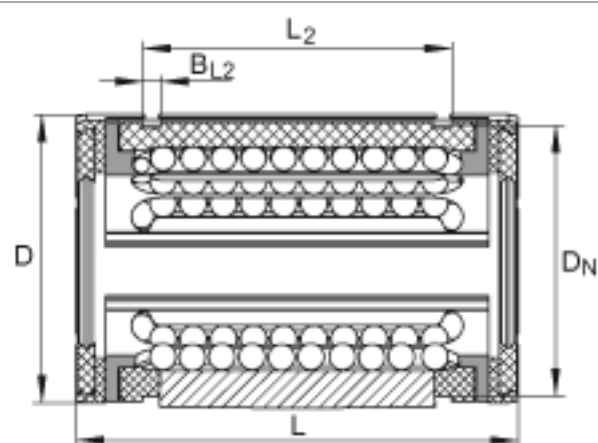
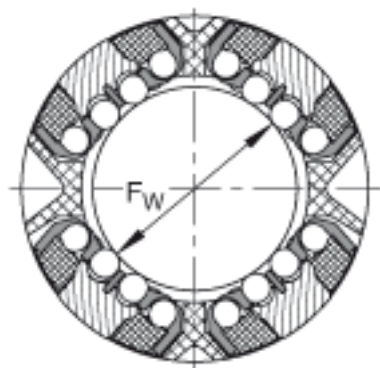


# Linear ball bearings KS30-PP (Series KS..-PP)

lip seals on both sides

The datasheet is only an overview of dimensions and basic load ratings of the selected product. Please always observe all the guidelines in these overview pages. Further information is given on many products under the menu item "Description". You can also order comprehensive information via the Catalogue ordering system (<http://www.ina.de/content.ina.de/en/mediathek/library/library.jsp>) or by telephone on +49 (91 32) 82 - 28 97.

F <sub>w</sub>	30 mm
D	47 mm
L	68 mm
	8 Number of rows of balls
A <sub>10</sub>	2 mm
BL <sub>2</sub>	1,85 mm
DN	44,7 mm
L <sub>2</sub>	51,7 mm H13
N <sub>1</sub>	3,5 mm Hole position symmetrical to bearing length L.
N <sub>4</sub>	3 mm Hole position symmetrical to bearing length L.
	With initial greasing, contact seals on both sides.
m	172 g Mass
	The basic load ratings are only valid for hardened (670+170 HV) and ground shaft raceways.
C <sub>min</sub>	4650 N Basic dynamic load rating
C <sub>0</sub>	3970 N Basic static load rating
C <sub>min</sub>	
C <sub>max</sub>	5900 N Basic dynamic load rating
C <sub>0</sub>	6000 N Basic static load rating
C <sub>max</sub>	



KS30, 40, 50  
KSO30, 40, 50

